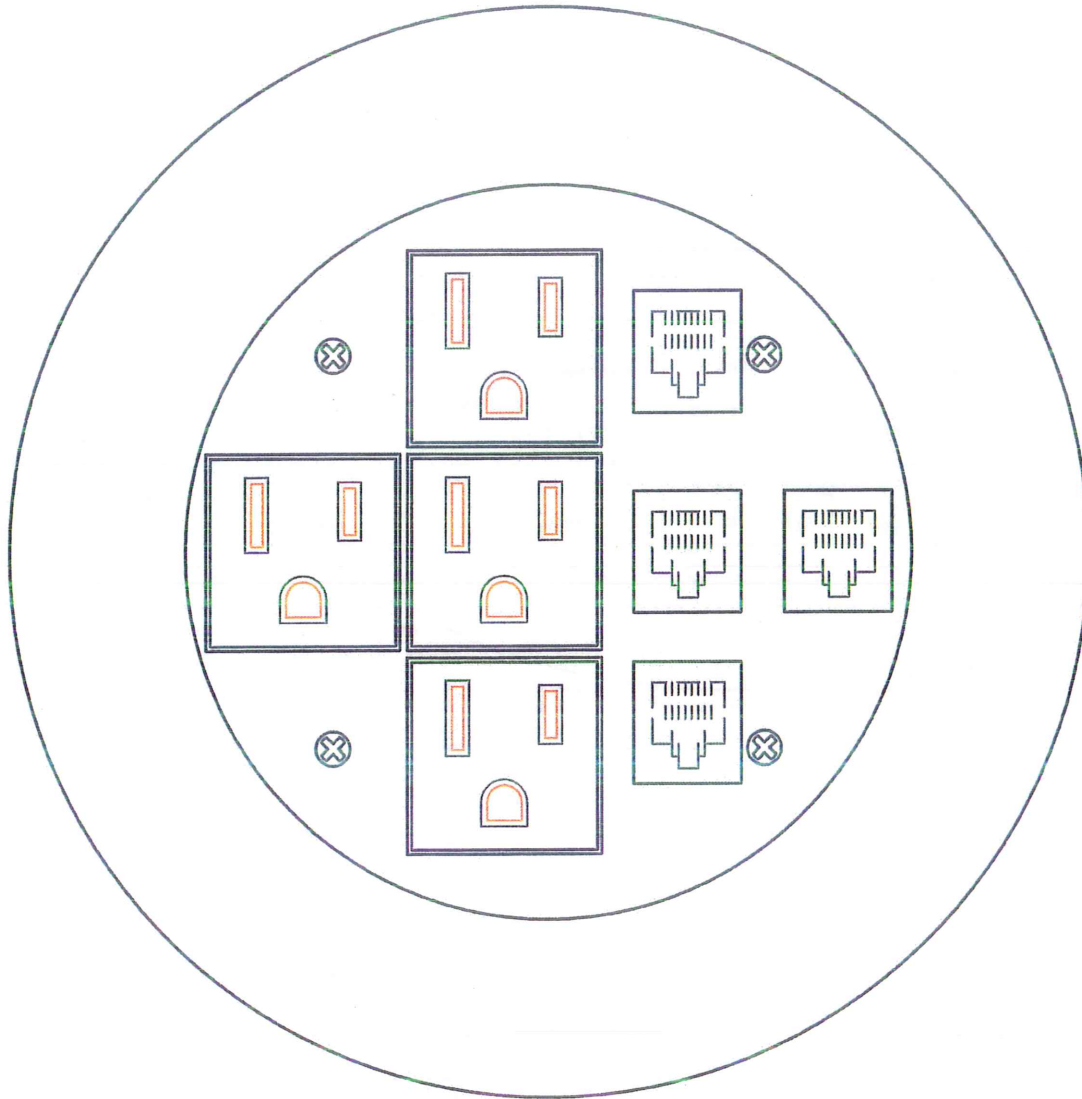


6" Dia.



MOI-PWR4-COMM4

4x15Amp single receptacles and 4 openings for COMM jacks
 (openings suitable for all manufacturers Keystone style jacks)
 COMM jacks not supplied or installed by Nocom Inc.

NOTE:

Single receptacles shall be 5-15RA
 Keystone style openings or blanks or CSA/UL Recognized/
 Classified or Listed comm jacks.

ORDERING INFO-(SEE ABBREVIATIONS)

SLAB THICKNESS _____
 RECEPT.TYPE/colour _____
 DATA MANUF./colour _____
 COVER TYPE _____

PROPRIETARY AND CONFIDENTIAL

THE INFORMATION CONTAINED IN THIS DRAWING IS THE SOLE PROPERTY OF NOCOM. ANY REPRODUCTION IN PART OR AS A WHOLE WITHOUT THE WRITTEN PERMISSION OF NOCOM IS PROHIBITED.

		DIMENSIONS ARE IN MM TOLERANCES: ANGLES: ± DEGREE LINEAR: ± MM (UNLESS SPECIFIED)	NAME	DATE
			TJP	10-05-14
			CHECKED	
			ENG. APPR.	
		MATERIAL	Q.A.	
		See Variant Table	COMMENTS:	
NEXT ASST	USED ON	FINISH		
APPLICATION		DO NOT SCALE DRAWING		

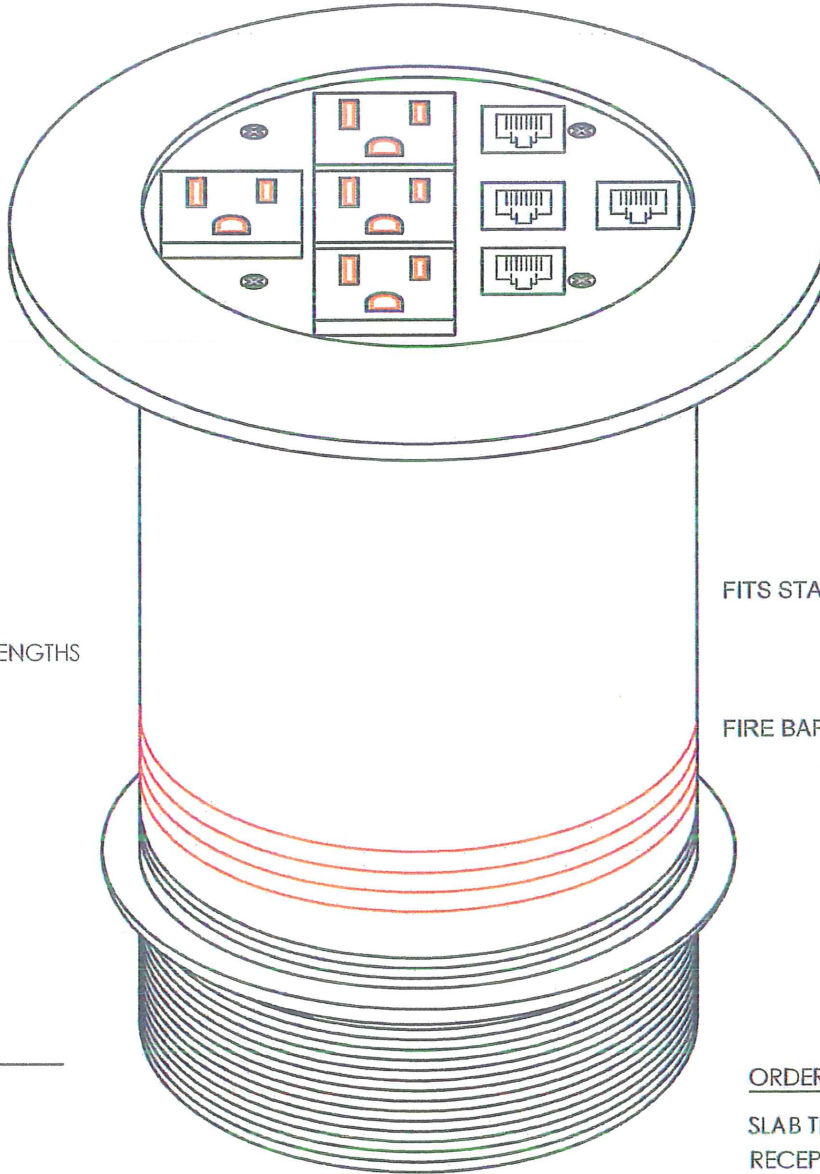
JOB TITLE:

MULTICONNECT™
 by **NOCOM®**
 888-225-2478 www.nocom.ca

SIE	DWG. NO.	REV.
A	MOI-PWR4-COMM4	R5

SCALE=N.T.S. WEIGHT: SHEET 1 OF 3

COVER PER SUBMITTAL



-COMM jacks shall be CSA / UL Recognized/Classified or Listed, Keystone style to mount in comm. openings.

STANDARD LENGTHS
8", 10" & 12"



FITS STANDARD 4" CORED HOLE

FIRE BARRIER-2 HOUR UL

ORDERING INFO-(SEE ABBREVIATIONS)

SLAB THICKNESS _____
 RECEPT.TYPE/colour _____
 DATA MANUF./colour _____
 COVER TYPE _____

PROPRIETARY AND CONFIDENTIAL
 THE INFORMATION CONTAINED IN THIS DRAWING IS THE SOLE PROPERTY OF NOCOM. ANY REPRODUCTION IN PART OR AS A WHOLE WITHOUT THE WRITTEN PERMISSION OF NOCOM IS PROHIBITED.

		DIMENSIONS ARE IN MM TOLERANCES: ANGLES: ± DEGREE LINEAR: ± MM (UNLESS SPECIFIED)	NAME	DATE	JOB TITLE:	
			DRAWN	TJP		10-05-14
			CHECKED			
			ENG. APPR.			
			MFG APPR.			
		MATERIAL	Q.A.		COMMENTS: SCALE=N.T.S. WEIGHT: _____ SHEET 2 OF 3	
		See Variant table				
NEXT ASST	USED ON	FINISH				
APPLICATION		DO NOT SCALE DRAWING				
<p style="text-align: right;">  by  888-225-2478 www.nocom.ca </p>						
SEE	DWG. NO.	REV.				
A	MOI-PWR4-COMM4	R6				

