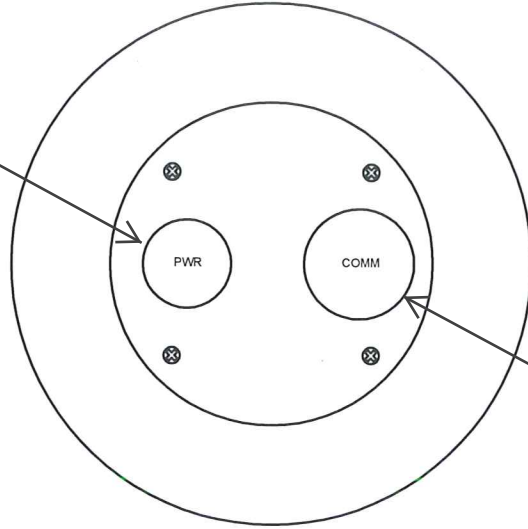


COVER PER SUBMITTAL

6" Dia

TOP VIEW

1.06"
(Ø 27mm)

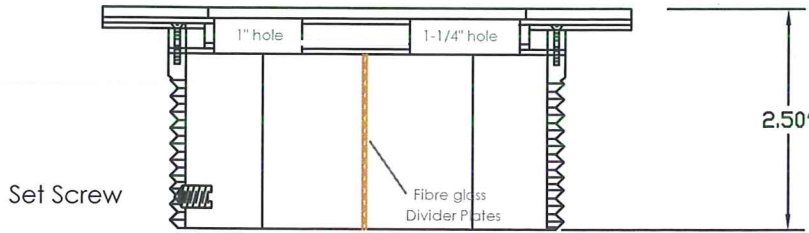


1.33"
(Ø 34mm)

MOI-SLB-SYS-COMM

System Furn Conn outlet
(openings for "pass through" power & or comm cords)

CROSS SECTION



DEVICE MOUNTING BRACKET
C/W THREAD HUB AS SHOWN

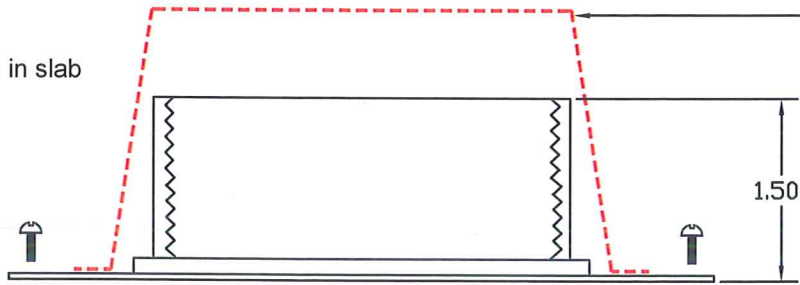
2.50"

Set Screw

Fibre glass
Divider Plates

PLASTIC CONE

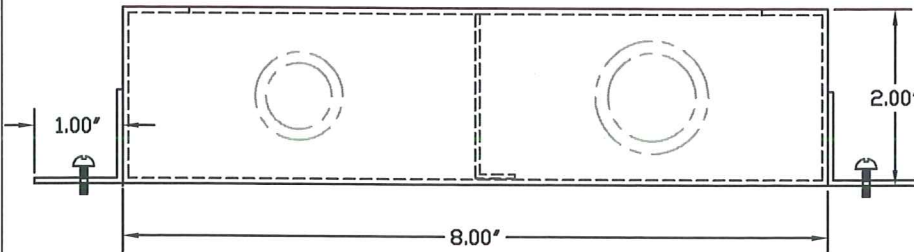
Poured in slab



8"x8" SCREW ON COVER (4 CORNERS)
C/W THREAD HUB AS SHOWN
MOUNT +1"min. to 2" max. BELOW NEW TILE

1.50"

8"x8"x2" STANDARD BOX
WITH CENTRE BARRIER
C/W 2x[1/2-3/4"] k.o's
2x[3/4"-1"] k.o's



ORDERING INFO-(SEE ABBREVIATIONS)

SLAB THICKNESS _____
RECEPT.TYPE/colour _____
DATA MANUF./colour _____
COVER TYPE _____

PROPRIETARY AND CONFIDENTIAL
THE INFORMATION CONTAINED IN THIS DRAWING IS THE SOLE PROPERTY OF NOCOM. ANY REPRODUCTION IN PART OR AS A WHOLE WITHOUT THE WRITTEN PERMISSION OF NOCOM IS PROHIBITED.

		DIMENSIONS ARE IN MM TOLERANCES: ANGLES: ± DEGREE LINEAR: ± MM (UNLESS SPECIFIED)	NAME	DATE	JOB TITLE:	
			DRAWN	TJP		10-03-02
			CHECKED			
			ENG. APPR.			
		MATERIAL	MFG APPR.			
		See Variet table	Q.A.			
NEXT ASST	USED ON	FINISH	COMMENTS:			
APPLICATION		DO NOT SCALE DRAWING				

MULTICONNECT™
by **NOCOM®**
888-225-2478 www.nocom.ca
SCALE=N.T.S. WEIGHT: SHEET 1 OF 1