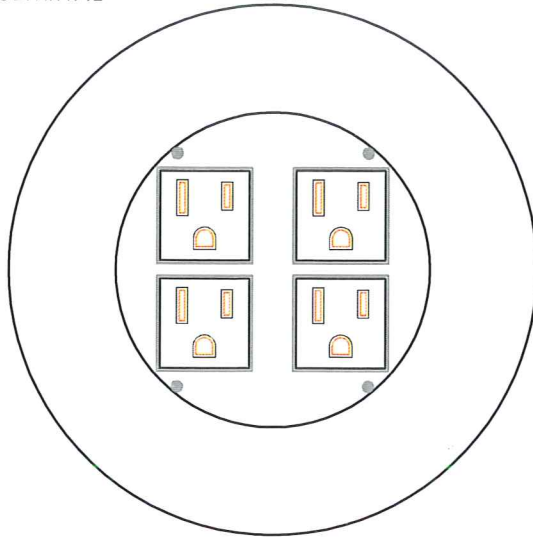


COVER PER SUBMITTAL

6" Dia



TOP VIEW

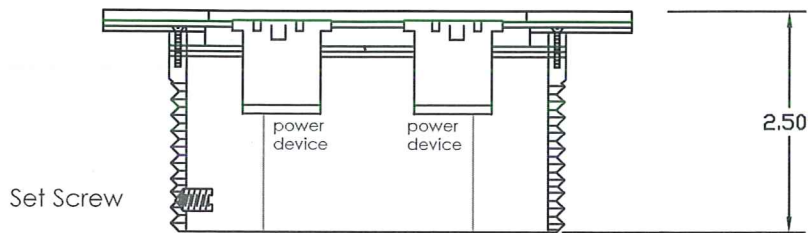
MOI-SLB-PWR4

4 single receptacles. Black and or white colours available

NOTE:


Single receptacle shall be 5-15RA. 5-20RA available.

CROSS SECTION



DEVICE MOUNTING BRACKET
C/W THREAD HUB AS SHOWN

2.50"

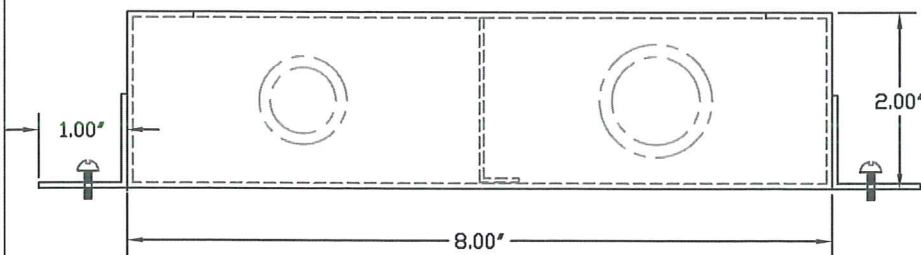


PLASTIC CONE

Poured in slab

1.50"

8"x8" SCREW ON COVER (4 CORNERS)
C/W THREAD HUB AS SHOWN
MOUNT +1" min. to 2" max. BELOW NEW TILE



8"x8"x2" STANDARD BOX
WITH CENTRE BARRIER
C/W 2x[1/2-3/4"] k.o's
2x[3/4"-1"] k.o's

ORDERING INFO-(SEE ABBREVIATIONS)

SLAB THICKNESS _____
RECEPT.TYPE/colour _____
DATA MANUF./colour _____
COVER TYPE _____

NOTE:
Single receptacles shall be CSA / UL Recognized/Classified or Listed

PROPRIETARY AND CONFIDENTIAL
THE INFORMATION CONTAINED IN THIS DRAWING IS THE SOLE PROPERTY OF NOCOM. ANY REPRODUCTION IN PART OR AS A WHOLE WITHOUT THE WRITTEN PERMISSION OF NOCOM IS PROHIBITED.

		DIMENSIONS ARE IN MM TOLERANCES: ANGLES: ± DEGREE LINEAR: ± MM (UNLESS SPECIFIED)		NAME	DATE (yy-mm-dd)	JOB TITLE:	
				DRAWN	TJP	10-03-02	
				CHECKED			
				ENG. APPR.			
				MFG APPR.			
				Q.A.			
				COMMENTS:			
MATERIAL		See Varient table					
NEXT ASST		USED ON					
FINISH							
APPLICATION		DO NOT SCALE DRAWING					

MULTICONNECT™
by **NOCOM®**
888-225-2478 www.nocom.ca

SIZE: A DWG. NO. MOI-SLB-PWR4 REV. _____
SCALE:n.t.s. WEIGHT: _____ SHEET 1 OF 1