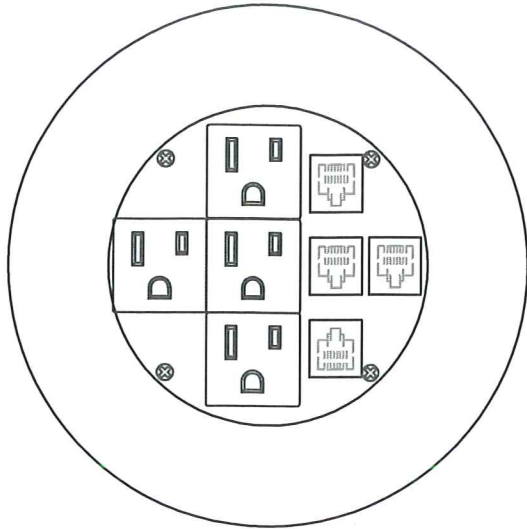


COVER PER SUBMITTAL

6" Dia



TOP VIEW

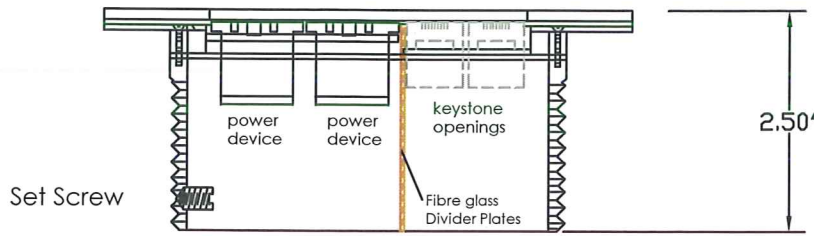
**MOI-SLB-PWR4-COMM4**

4 openings for single receptacle and 4 openings for COMM jacks (openings suitable for all manufacturers Keystone style jacks) COMM jacks not supplied or installed by Nocom Inc.

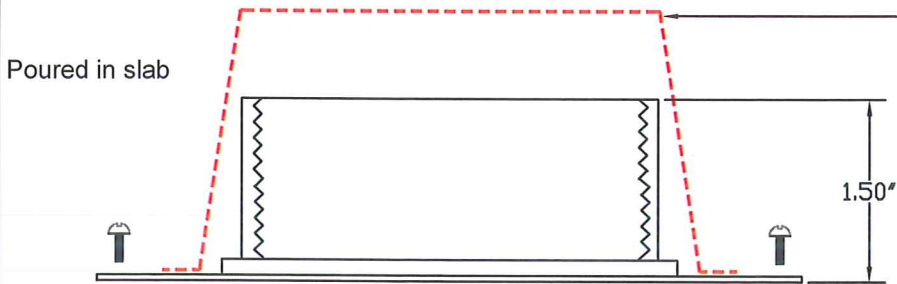
**NOTE:**

Single receptacles shall be 5-15RA. 5-20RA available

CROSS SECTION

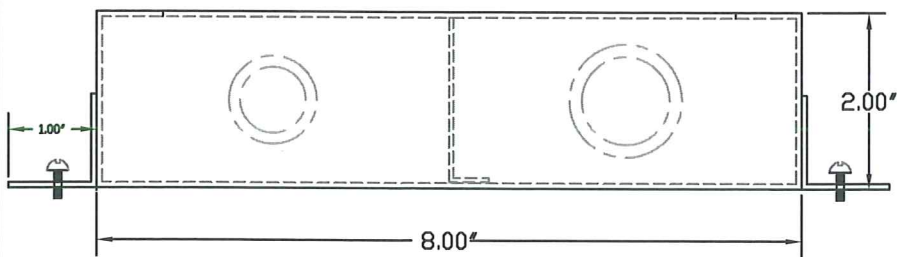


DEVICE MOUNTING BRACKET  
C/W THREAD HUB AS SHOWN



PLASTIC CONE

8"x8" SCREW ON COVER (4 CORNERS)  
C/W THREAD HUB AS SHOWN  
MOUNT +1"min. to 2" max. BELOW NEW TILE



8"x8"x2" STANDARD BOX  
WITH CENTRE BARRIER  
C/W 2x[1/2-3/4"] k.o's  
2x[3/4-1"] k.o's

ORDERING INFO-(SEE ABBREVIATIONS)

SLAB THICKNESS \_\_\_\_\_  
RECEPT.TYPE/colour \_\_\_\_\_  
DATA MANUF./colour \_\_\_\_\_  
COVER TYPE \_\_\_\_\_

**NOTE:**

Single receptacles shall be CSA / UL Recognized/Classified or Listed  
Keystone style openings, blanks or CSA/UL Recognized/ Classified or Listed comm jacks

<p><b>PROPRIETARY AND CONFIDENTIAL</b></p> <p>THE INFORMATION CONTAINED IN THIS DRAWING IS THE SOLE PROPERTY OF NOCOM. ANY REPRODUCTION IN PART OR AS A WHOLE WITHOUT THE WRITTEN PERMISSION OF NOCOM IS PROHIBITED.</p>			<p>DIMENSIONS ARE IN MM TOLERANCES: ANGLES: ± DEGREE LINEAR: ± MM (UNLESS SPECIFIED)</p>	NAME	DATE	<p>JOB TITLE:</p> <p><b>MULTICONNECT™</b> by <b>NOCOM®</b> 888-225-2478 www.nocom.ca</p>	
				DRAWN	TJP		10-03-02
				CHECKED			
				ENG. APPR.			
				MFG APPR.			
			MATERIAL	See Variant table		<p>COMMENTS:</p>	
			FINISH				
NEXT ASST	USED ON						
APPLICATION		DO NOT SCALE DRAWING				<p>SCALE=n.1.s.   WEIGHT: _____   SHEET 1 OF 1</p>	