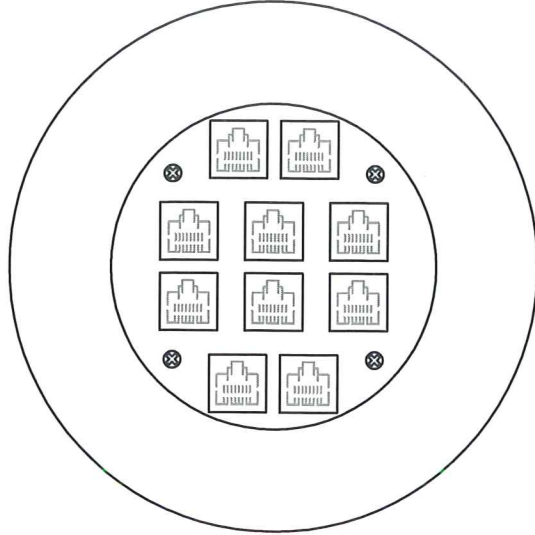


COVER PER SUBMITTAL

6" DIA.

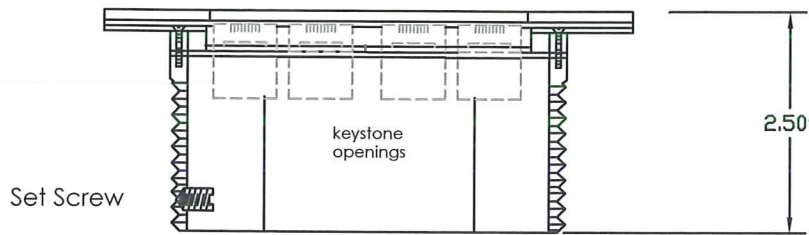


TOP VIEW

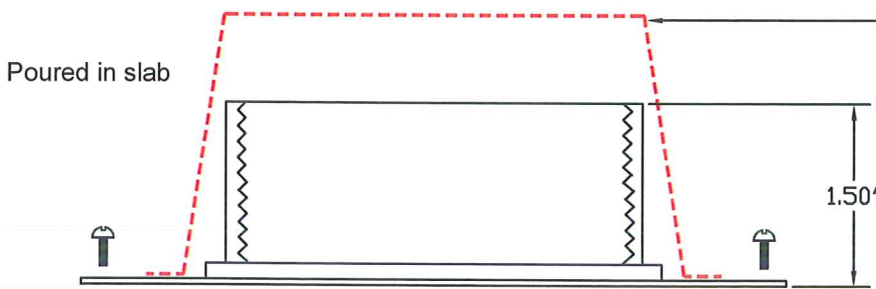
MOI-SLB-COMM10

10 openings for COMM jacks (openings suitable for all manufacturers Keystone style jacks) COMM jacks not supplied or installed by Nocom Inc.

CROSS SECTION

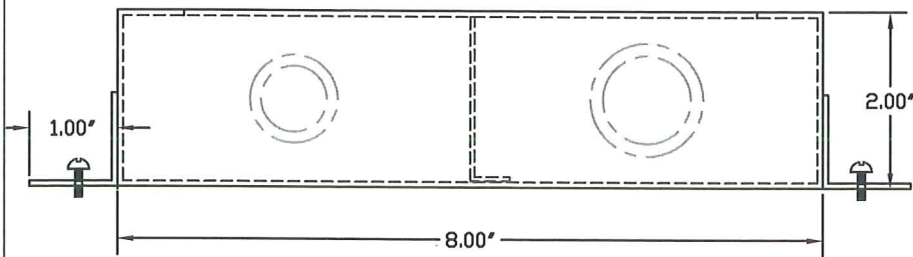


DEVICE MOUNTING BRACKET
C/W THREAD HUB AS SHOWN



PLASTIC CONE

8"x8" SCREW ON COVER (4 CORNERS)
C/W THREAD HUB AS SHOWN
MOUNT +1"min. to 2" max. BELOW NEW TILE



8"x8"x2" STANDARD BOX
WITH CENTRE BARRIER
C/W 2x[1/2-3/4"] k.o's
2x[3/4"-1"] k.o's

ORDERING INFO-(SEE ABBREVIATIONS)

SLAB THICKNESS _____
RECEPT.TYPE/colour _____
DATA MANUF./colour _____
COVER TYPE _____

NOTE:

Keystone style openings, blanks or CSA/UL Recognized/ Classified or Listed comm jacks

PROPRIETARY AND CONFIDENTIAL
THE INFORMATION CONTAINED IN THIS DRAWING IS THE SOLE PROPERTY OF NOCOM. ANY REPRODUCTION IN PART OR AS A WHOLE WITHOUT THE WRITTEN PERMISSION OF NOCOM IS PROHIBITED.

		DIMENSIONS ARE IN MM TOLERANCES: ANGLES: ± DEGREE LINEAR: ± MM (UNLESS SPECIFIED)	NAME	DATE	JOB TITLE:	
			DRAWN	TJP		10-03-02
			CHECKED			
			ENG. APPR.			
		MATERIAL	Q.A.			
		See Varient table	COMMENTS:			
NEXT ASST	USED ON	FINISH				
APPLICATION		DO NOT SCALE DRAWING				

MULTICONNECT™
by **NOCOM®**
888-225-2478 www.nocom.ca

SIZE	DWG. NO.	REV.
A	MOI-SLB-COMM10	

SCALE=n.1.s. WEIGHT: SHEET 1 OF 1