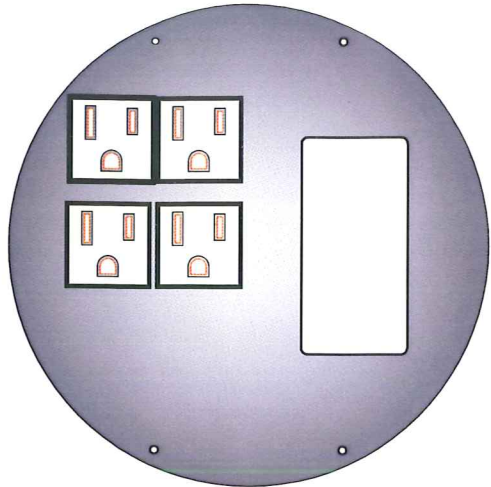


6" Dia



TOP VIEW
device plate

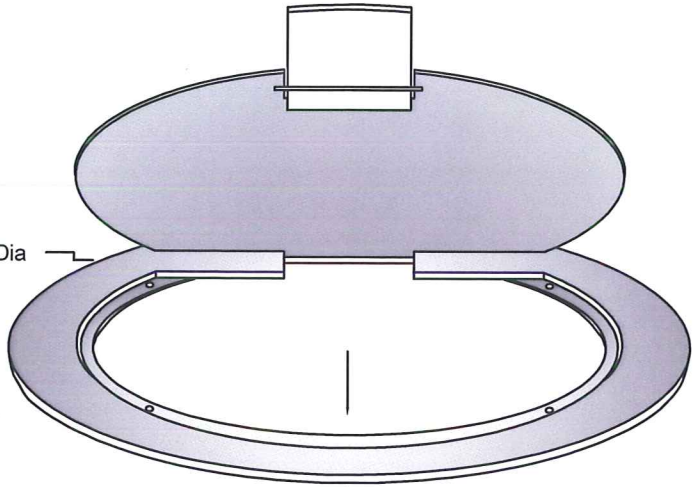
MOI-RF-PWR4-DP

NOTE:
Single receptacles shall be CSA / UL
Recognized/Classified or Listed
Keystone style openings, blanks or
CSA/UL Recognized/ Classified or Listed
comm jacks

CROSS SECTION
8" round raised floor box

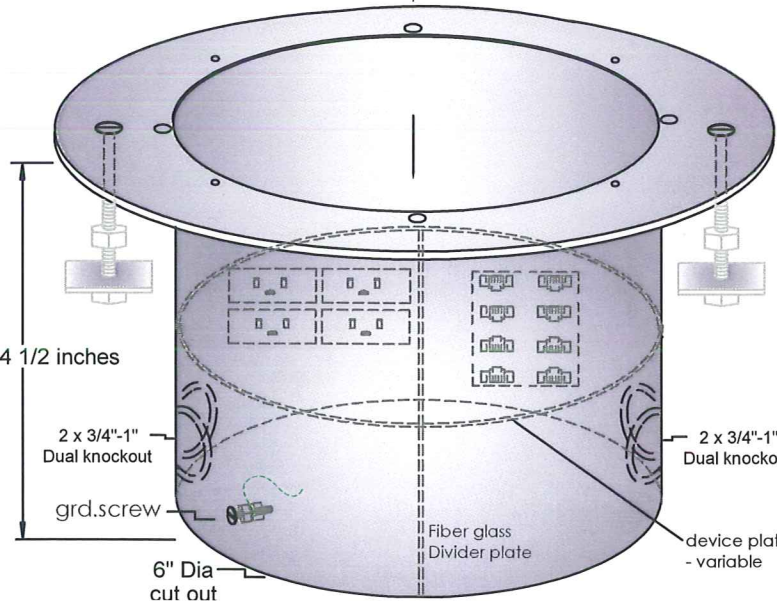
COVER PER SUBMITTAL

8 3/8" Dia



8" TOP PLATE

4 1/2 inches



8" FLANGE PLATE

SCREW-FULL THREAD

FLOOR LOCK

8" WELDED TUBE

2 x 3/4"-1" Dual knockout

grd.screw

6" Dia cut out

2 x 3/4"-1" Dual knockout

device plates - variable

DIMENSIONS ARE IN MM
TOLERANCES:
ANGLES: ± DEGREE
LINEAR: ± MM
(UNLESS SPECIFIED)

MATERIAL
See Variant table

FINISH

NAME	DATE	JOB TITLE:
TJP	10-03-04	
CHECKED		
ENG. APPR.		
MFG APPR.		
Q.A.		

COMMENTS:

NEXT ASST USED ON

APPLICATION

DO NOT SCALE DRAWING

MULTICONNECT™
by **NOCOM®**
888-225-2478 www.nocom.ca
MOI-RF-PWR4-DP
SCALE: 1:1 WEIGHT: SHEET 1 OF 1

PROPRIETARY AND CONFIDENTIAL

THE INFORMATION CONTAINED IN THIS DRAWING IS THE SOLE PROPERTY OF NOCOM. ANY REPRODUCTION IN PART OR AS A WHOLE WITHOUT THE WRITTEN PERMISSION OF NOCOM IS PROHIBITED.