


Branch Circuit Power - Distribution Systems



Distribution Systems – Master Terminal Box

Technical Specifications

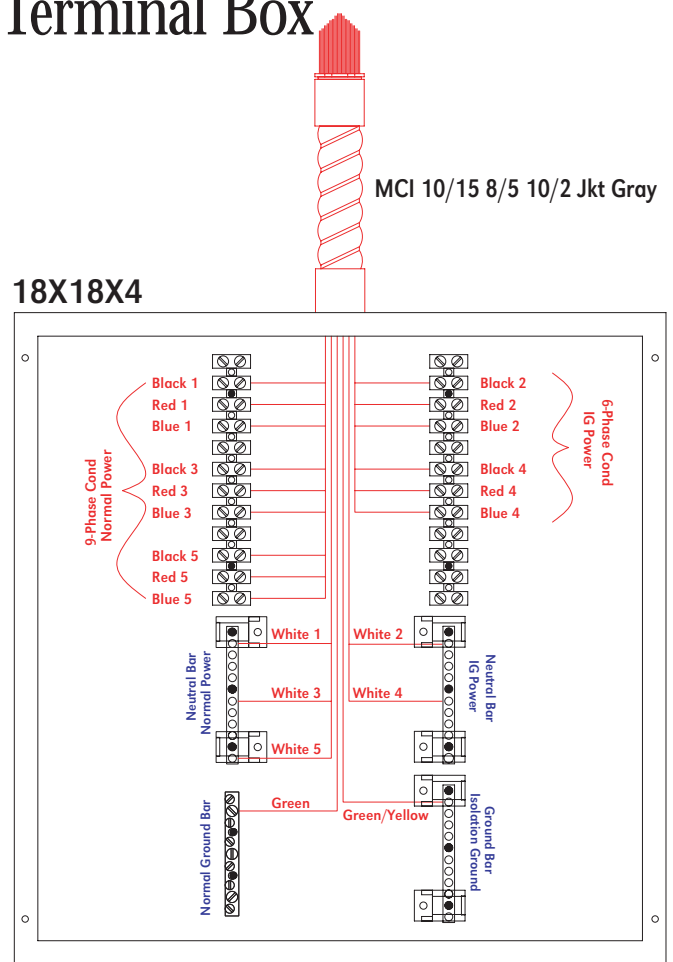
The Master Terminal Box (MTB) is utilized to distribute 20 to 50 AMP branch circuits from the panel to remote locations by means of multi-circuit Home Run® or Super Neutral® cable. The MTB provides detailed panel and circuit information as well as terminal-strip termination for up to 20 current carrying conductors (15 phase and 5 neutral). This greatly reduces the congestion in the electric closet.

MTB's are available in four stock sizes:

- 8 x 8 x 4
- 12 x 12 x 4
- 18 x 18 x 4
- 20 x 20 x 4

With:

- Isolated Ground Bar
- Neutral Bar
- Equipment Ground Bar
- Flush Covers
- Tamper-proof Screws



Weights, Measurements and Packaging

Size	Code	Phase/Color	Neutral	Ground	O.D.	Wt/M
MC IG™						
12/2 MC IG	1705 (80)	12-1 Black	12-1	12-2	0.530"	150
12/3 MC IG	1706 (80)	12-2 Black/Red	12-1	12-2	0.565"	180
Super Neutral®						
12/5 SN	2916	12-2 Black/Red	12-2	12-2	0.59"	335
12/7 SN	2911	12-3 Black/Red/Blue	12-3	12-2	0.635"	385
10/7 SN	2912	10-3 Black/Red/Blue	10-3	10-2	0.72"	545
Super Neutral Oversized®						
12/6 SNO	2918	12-4 Black/Red/Blue/Pink	10-2	12-2	0.66"	435
10/4 SNO IG	2915	10-3 Black/Red/Blue	8-1	10-2	0.705"	476
10/7 SNO	2970	10-4 Black/Red/Blue/Pink	8-2	10-2	0.805"	640
10/8 SNO IG	2924	10-6 2 Sets Black/Red/Blue	8-2	10-2	1.035"	797
10/12 SNO IG	2991	10-9 3 Sets Black/Red/Blue	8-3	10-2	1.095"	1000
10/16 SNO IG	2992	10-12 4 Sets Black/Red/Blue	8-4	10-2	1.200"	1200
10/20 SNO IG	2993*	10-15 5 Sets Black/Red/Blue	8-5	10-2	1.295"	1512
Home Run®						
10/6 HR IG	1912 (80)	10-4 2 Sets Black/Red/Blue	10-2	10-2	0.705"	485
10/8 HR IG	1939 (80)	10-6 2 Sets Black/Red/Blue	10-2	10-2	0.785"	640
10/12 HR IG	1955 (80)	10-9 3 Sets Black/Red/Blue	10-3	10-2	0.875"	805
10/16 HR IG	1954 (80)	10-12 4 Sets Black/Red/Blue	10-4	10-2	1.005"	1005
10/20 HR IG*	1956 (80)	10-15 5 Sets Black/Red/Blue	10-5	10-2	1.170"	1265

* Non-stock Cable

Cables are prepared for final termination in electrical panel. The end of each cable is tagged with the appropriate panel and circuit numbers.

Branch Circuit Power Systems – Distribution Technical Specifications

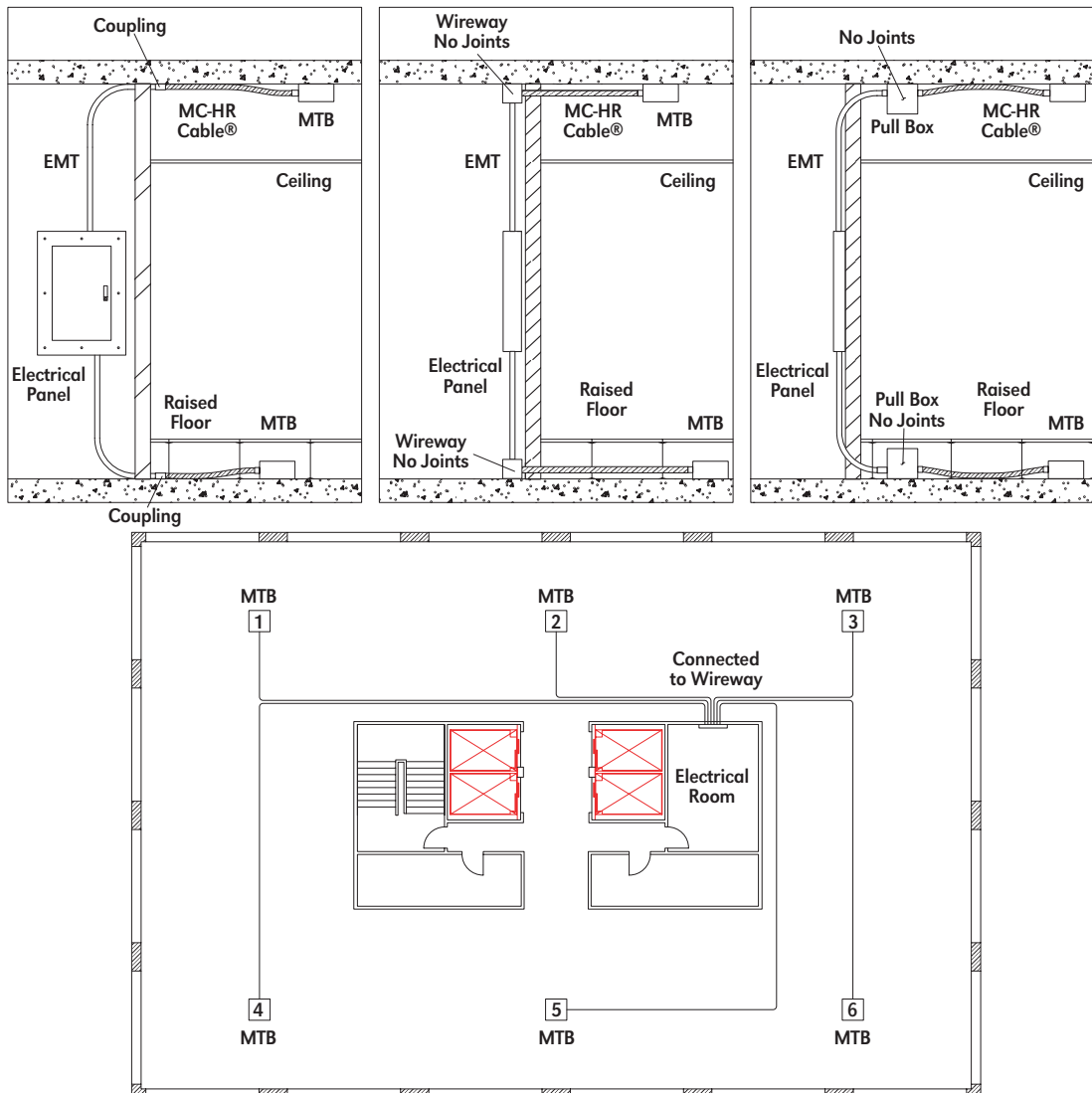
Distribution wiring for hotels, condos, dormitories, office & retail spaces, assisted living centers and health care settings.*

When distributing power for lighting and devices, it is necessary to bring circuits from the electric closet to a point on the floor. Rather than running each circuit individually, it is more economical to combine circuits. Home Run Cable® or Super Neutral®, unique types of MC Cable, allow the contractor to combine circuits. Standard, isolated grounds, additional or oversized neutrals, etc. can be consolidated into a single cable, allowing the contractor to greatly reduce labor hours. Each conductor is color coded and marked for identification.

Factory prepared Home Run® or Super Neutral® Cable combined with master and secondary terminal boxes, create

a distribution system which is not only cost-effective, but also extremely user friendly. Home Run Cable® or Super Neutral® come cut to length with one end prepared for panel installation and the other end prepared for the MTB.

The MTB can be factory assembled with the Home Run Cable® or shipped separately, depending on job conditions. Each MTB has identified terminal strips for ease of wiring now and in the future. There is no more uncertainty as to what panel or circuit is being worked on. MTBs can be designed to meet any number of applications – under raised floors, in ceilings, in furniture or consoles.



*Except on emergency circuits in health care settings.